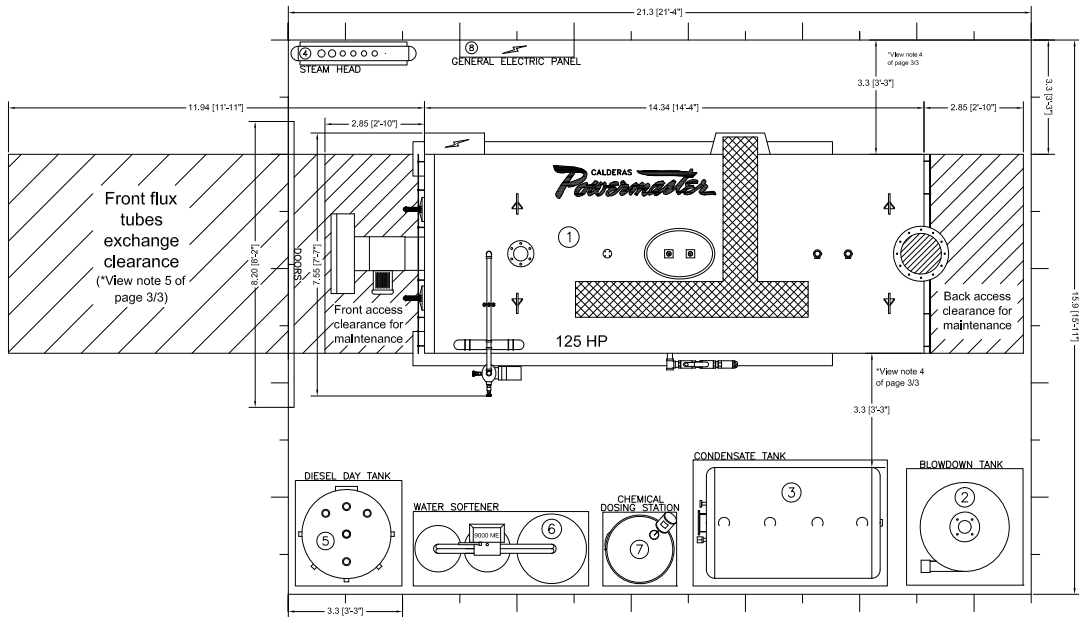


All dimensions are approximate; for exact dimensions contact your dealer.



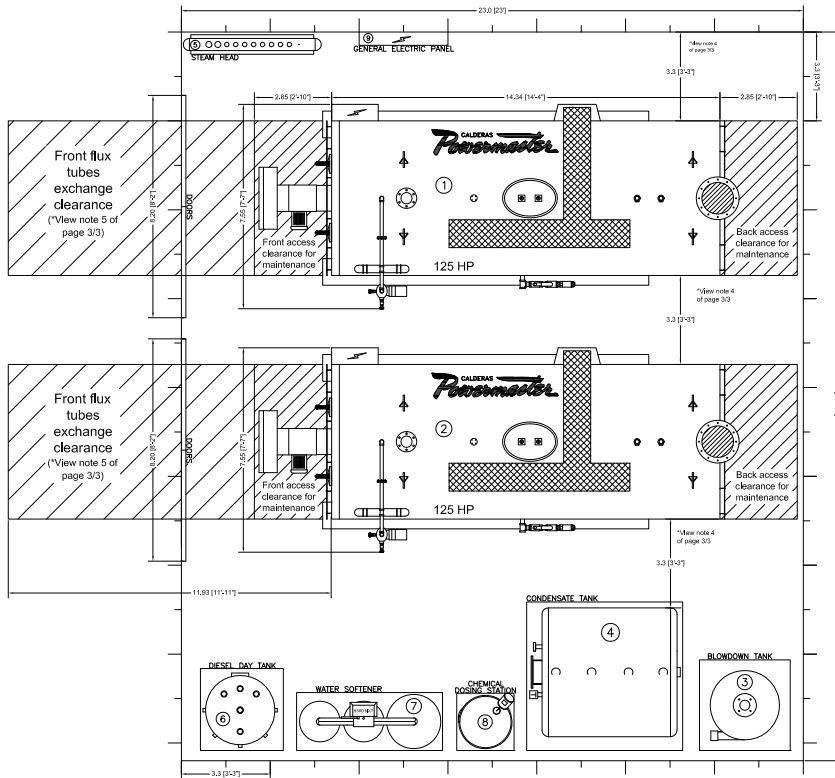
EQUIPMENTS FOR STEAM GENERATION

- ① Steam Powermaster Boiler WB-A2-3P 125 HP
- ② Blowdown Separator Tank TPG-200
- ③ Condensate Tank TCC-N150
- ④ Steam head *
- ⑤ Diesel day tank TT1-450 CB
- ⑥ Water softener PW2x4F 9000 ME/1
- ⑦ Chemical dosing station *
- ⑧ General electric panel *

Note: The LAYOUT shown here is typical. The geometry and minimum space required depends on the desired accommodation and purchased equipment. If you require a detailed LAYOUT of your budget, contact your dealer.

		* Check dimensions with your dealer Termodinámica Enica S.A. de C.V. <small> Calle Puerto Real, Carretera México-Toluca, km. 10.5 Edif. 3 de 5to. piso, Col. Hacienda de Valle Leocadio, Anáhuac de San Juan, Estado de México, C.P. 52000, México </small>	
		Powermaster WB-A2-3P 125 HP	
REVISIONES	ft (ft-in)	PROYECTO	TUBERIAS
NO. 1 / 3		LAYOUT	N/A
REVISOR		REVISOR	HEAVY OIL, LIGHT OIL, GAS, DUAL
ING. J. CHAPARRO		SALES DEPT.	ING. J. NOTHOLT

Termodinámica Enica S.A. de C.V. reserves the right to make changes to this drawing without notice.



EQUIPMENTS FOR STEAM GENERATION

- ① Steam Powermaster Boiler WB-A2-3P 125 HP
- ② Steam Powermaster Boiler WB-A2-3P 125 HP
- ③ Blowdown Separator Tank TPG-200
- ④ Condensate Tank TCC-N350
- ⑤ Steam head *
- ⑥ Diesel day tank TT1-600 CB
- ⑦ Water softener PW2x5F 9500NXT/1.5
- ⑧ Chemical dosing station *
- ⑨ General electric panel *

Note: The LAYOUT shown here is typical. The geometry and minimum space required depends on the desired accommodation and purchased equipment. If you require a detailed LAYOUT of your budget, contact your dealer.

All dimensions are approximate for exact dimensions contact your dealer

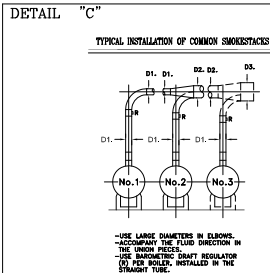
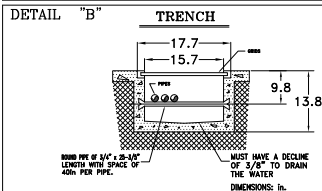
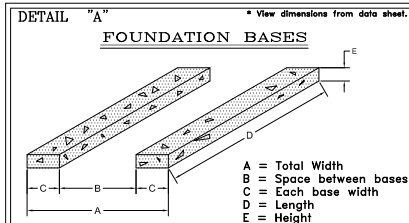
Termodinámico Enico, S.A. de C.V. reserves the right to make changes to this drawing without notice.

TERMINAL		PROYECTO	
		* Check dimensions with your dealer Termodinámica Enico S.A. de C.V. <small> Calle 13 de Mayo, esquina con Calle 14 de Mayo Edif. 3 de 14, C.U. Hacienda de Valle Escobedo, Av. de la Reforma, Estado de México, C.P. 06000, México, D.F. </small>	
Powermaster WB-A2-3P 125 HP			
REVISIONES:	ft (ft-in)	LAYOUT	PROYECTO
NO. 2 / 3			N/A
REVISOR:	ING. J. CHAPARRO	REVISOR:	SALES DEPT.
		REVISOR:	ING. J. NOTHOLT

GENERAL NOTES

1. Powermaster recommends to use foundation bases for the boilers. View detail "A"
2. The Powermaster boilers don't need be anchored to the floor.
3. The arrangement suggested here, can be modified to suit different geometries.
4. Powermaster recommends a distance between the pressure container and another equipment or wall of minimum 3.3 ft.
5. The space for flux tubes exchange clearance is requires only 1 time per year or less.
6. The save valves must be calibrated to the boiler design pressure.
7. Powermaster recommends to use black carbon steel pipes schedule 40 or 80 except the local norm applicable.
8. The water temperature in the receptor condensate tank have to be minimum 176°F.
9. The water softener equipment must to make up with filtered water. Check with the manufacturer the adequate pressure.
10. When steam is feed to condensate tank it must be feed to low pressure (Maximum 28 PSI) for reduce the noise.
11. It must to install a Barometric draft regulator when the height smokestack is greater than 26.2 ft. Powermaster recommend to install straight smokestacks and independently.
12. When it can't install independent smokestack, view detail "C".
13. It must to install a ground to the electric panel.
14. The download of safe valves must be with black carbon steel pipes schedule 40 and vent outdoor.
15. Install independent switch thermomagnetic for each boiler. Check with your dealer the capacity switch.
16. The safe valves numbers depends of size boiler. Please check with your dealer.
17. The boiler burner has to be feeded with filtered gas to constant pressure, it has to install an appropriate gas pressure regulator for the fluid and the required pressure (check with the manufacturer). The regulator has to be exclusively for the boiler burner and Powermaster recommend have a relief valve calibrated to the maximum permissible pressure (consult with the manufacturer).
18. In Diesel boilers must be install a return diesel line. The line have to be independent for each boiler and without accessories like valves, filters, etc.
19. The drain line of diesel tank must be send to hazardous waste container.
20. The vent of diesel day tank must be have with height that exceeding the maximum height of the principal diesel tanks.
21. All the equipments indicated in this LAYOUT must be install inside the ventilated machine room. The equipments must not be outdoor.
22. Powermaster recommend build trenches inside the machine room for a well distribution pipes. Suggested Trench (View detail "B").

All dimensions are approximate; for exact dimensions contact your dealer.



* Check dimensions with your dealer

		Termodinámica Enica S.A. de C.V. <small>1988 - 2000 - 2001 - 2002 - 2003 - 2004 - 2005 - 2006 - 2007 - 2008 - 2009 - 2010 - 2011 - 2012 - 2013 - 2014 - 2015 - 2016 - 2017 - 2018 - 2019 - 2020 - 2021 - 2022 - 2023 - 2024 - 2025</small> Calle 3 de Hús, Cd. Hacienda de Valle Escobedo, Municipio de San Nicolás de los Garza, Coahuila de Zaragoza, C.P. 25000, México. Tel: 409 9600	
Powermaster WB-A2-3P 125 HP			
PROYECTO:	in	LAYOUT	FORNICE
FECHA:	3 / 3	REVISADO:	HEAVY OIL, LIGHT OIL, GAS, DUAL
PROYECTADO:	ING. J. CHAPARRO	REVISADO:	ING. J. NOTHOLT