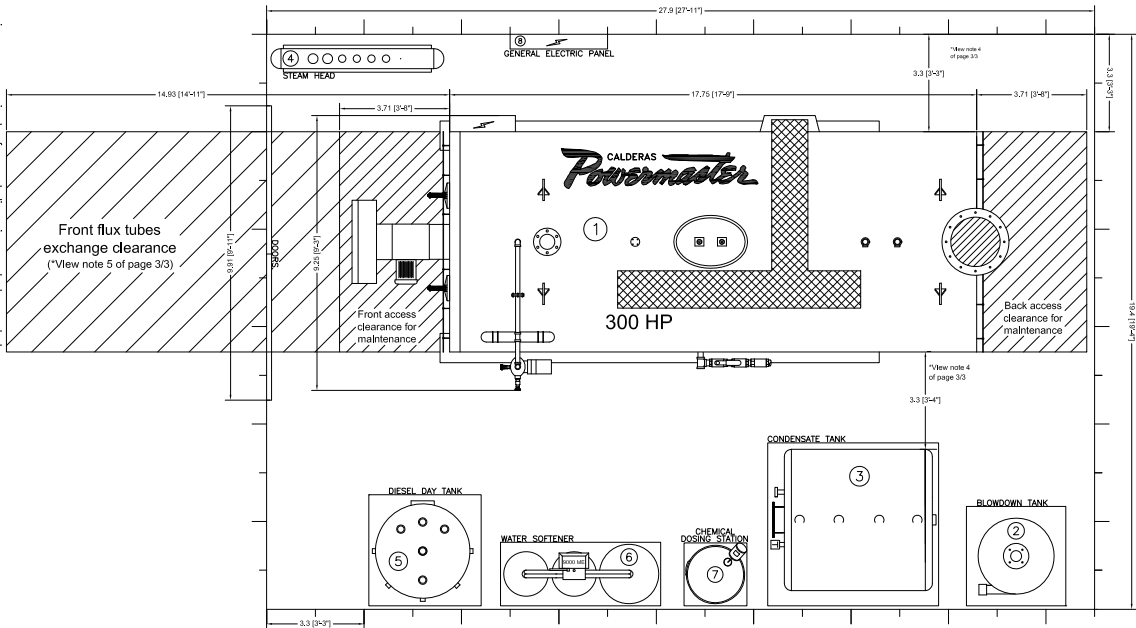


All dimensions are approximate, for exact dimensions contact your dealer.



Termodinámica Enica, S.A. de C.V. reserves the right to make changes to this drawing without notice.

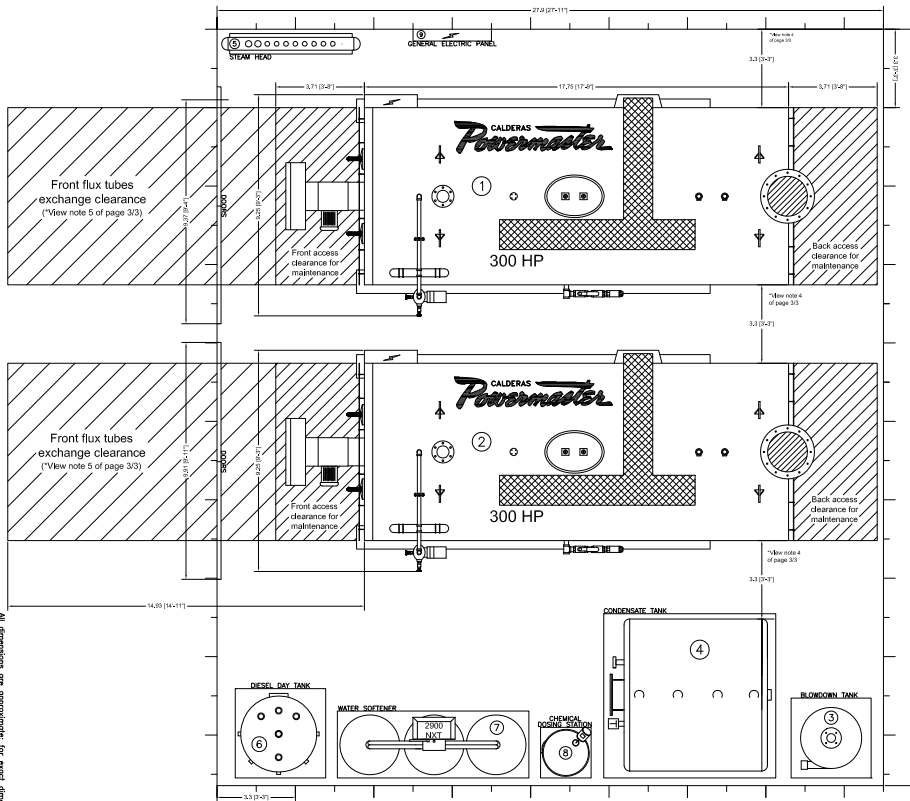
EQUIPMENTS FOR STEAM GENERATION

- ① Steam Powermaster Boiler WB-A2-3P 300 HP
- ② Blowdown Separator Tank TPG-400
- ③ Condensate Tank TCC-N350
- ④ Steam head *
- ⑤ Diesel day tank TT1-900 CB
- ⑥ Water softener PW2x3F 9500NX/1.5
- ⑦ Chemical dosing station *
- ⑧ General electric panel *

Note: The LAYOUT shown here is typical. The geometry and minimum space required depends on the desired accommodation and purchased equipment. If you require a detailed LAYOUT of your budget, contact your dealer.

* Check dimensions with your dealer
Termodinámica Enica S.A. de C.V.
RUE Diego Rivera Centro Cívico, San Diego
CALLE 15th, 15th, Cal. Mexicana de Valle Guadalupe,
Atlix, San Diego, Estado de Yucatán, México
TEL: 997 221 2210 FAX: 997 221 2210

Powermaster WB-A2-3P 300 HP			
REVISIONES	ft [ft-in]	DESCRIPCIONES	TRABAJOS
1 / 3	LAYOUT	HEAVY OIL, LIGHT OIL, GAS, DUAL	N/A
DESIGN BY	ING. J. CHAPARRO	REVISADO BY	SALES DEPT.
		APROBADO BY	ING. J. NOTHOLT



EQUIPMENTS FOR STEAM GENERATION

- ① Steam Powermaster Boiler WB-A2-3P 300 HP
- ② Steam Powermaster Boiler WB-A2-3P 300 HP
- ③ Blowdown Separator Tank TPG-400
- ④ Condensate Tank TCC-N700
- ⑤ Steam head *
- ⑥ Diesel day tank TT1-1200 CB
- ⑦ Water softener PW2x15F2900NXT/2
- ⑧ Chemical dosing station *
- ⑨ General electric panel *

Note: The LAYOUT shown here is typical. The geometry and minimum space required depends on the desired accommodation and purchased equipment. If you require a detailed LAYOUT of your budget, contact your dealer.

* Check dimensions with your dealer

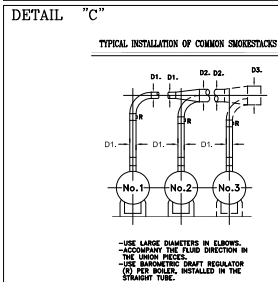
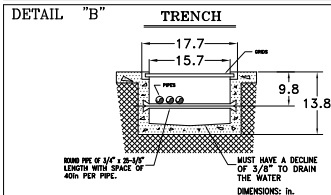
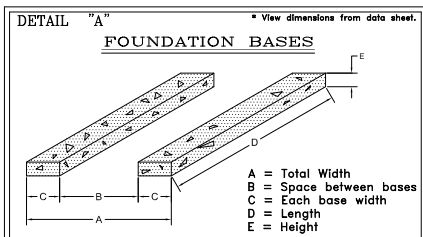
Calderas Powermaster
Termodinámica Enica S.A. de C.V.
Blvd. Jorge González Contreras s/n. Cerritos, México D.F. 06030, México
 México S de C.V. S de C.V. Calle del Comercio de 19 de Abril, Guadalajara, Jalisco
 México S de C.V. S de C.V. Calle del Comercio de 19 de Abril, Guadalajara, Jalisco

Powermaster WB-A2-3P 300 HP			
REVISIONES	PROYECTO	DISEÑO	FABRICA
ft (ft-in)	LAYOUT	N/A	N/A
2 / 3	HEAVY OIL, LIGHT OIL, GAS, DUAL	REVISIONES	PROYECTOS
ING. J. CHAPARRO	SALES DEPT.	ING. J. NOTHOLT	ING. J. NOTHOLT

GENERAL NOTES

1. Powermaster recommends to use foundation bases for the boilers. View detail "A"
2. The Powermaster boilers don't need be anchored to the floor.
3. The arrangement suggested here, can be modified to suit different geometries.
4. Powermaster recommends a distance between the pressure container and another equipment or wall of minimum 3.3 ft.
5. The space for flux tubes exchange clearance is requires only 1 time per year or less.
6. The save valves must be calibrated to the boiler design pressure.
7. Powermaster recommends to use black carbon steel pipes schedule 40 or 80 except the local norm applicable.
8. The water temperature in the receptor condensate tank have to be minimum 176°F.
9. The water softener equipment must to make up with filtered water. Check with the manufacturer the adequate pressure.
10. When steam is feed to condensate tank it must be feed to low pressure (Maximum 26 PSI) for reduce the noise.
11. It must to install a Barometric draft regulator when the height smokestack is greater than 26.2 ft. Powermaster recommend to install straight smokestacks and independently.
12. When it can't install independent smokestack, view detail "C".
13. It must to install a ground to the electric panel.
14. The download of safe valves must be with black carbon steel pipes schedule 40 and vent outdoor.
15. Install independent switch thermomagnetic for each boiler. Check with your dealer the capacity switch.
16. The safe valves numbers depends of size boiler. Please check with your dealer.
17. The boiler burner has to be feeded with filtered gas to constant pressure, it has to install an appropriate gas pressure regulator for the fluid and the required pressure (check with the manufacturer). The regulator has to be exclusively for the boiler burner and Powermaster recommends have a relief valve calibrated to the maximum permissible pressure (consult with the manufacturer).
18. In Diesel boilers must be install a return diesel line. The line have to be independent for each boiler and without accessories like valves, filters, etc.
19. The drain line of diesel tank must be send to hazardous waste container.
20. The vent of diesel day tank must be have with height that exceeding the maximum height of the principal diesel tanks.
21. All the equipments indicated in this LAYOUT must be install inside the ventilated machine room. The equipments must not be outdoor.
22. Powermaster recommend build trenches inside the machine room for a well distribution pipes. Suggested Trench (View detail "B").

All dimensions are approximate; for exact dimensions contact your dealer.



CALDERAS		* Check dimensions with your dealer	
Powermaster		Termodinámica Enica S.A. de C.V.	
Powermaster WB-A2-3P 300 HP		<small>1000 kg (2200 lbs) max. weight</small>	
REVISIONES:	In	PROYECTO:	LAYOUT
FECHA:	3 / 3	PROYECTO:	HEAVY OIL, LIGHT OIL, GAS, DUAL
REVISOR:	ING. J. CHAPARRO	REVISOR:	ING. J. NOTHOLT
		SALES DEPT.	