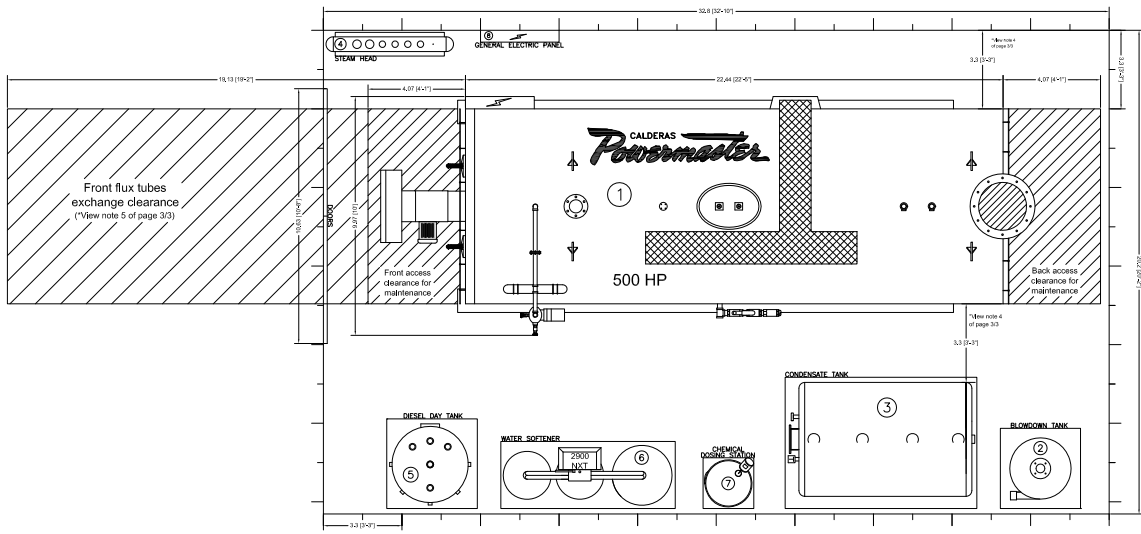


All dimensions are approximate. For exact dimensions contact your dealer.

Termodinámica Eólica S.A. de C.V. reserves the right to make changes to this document without notice.



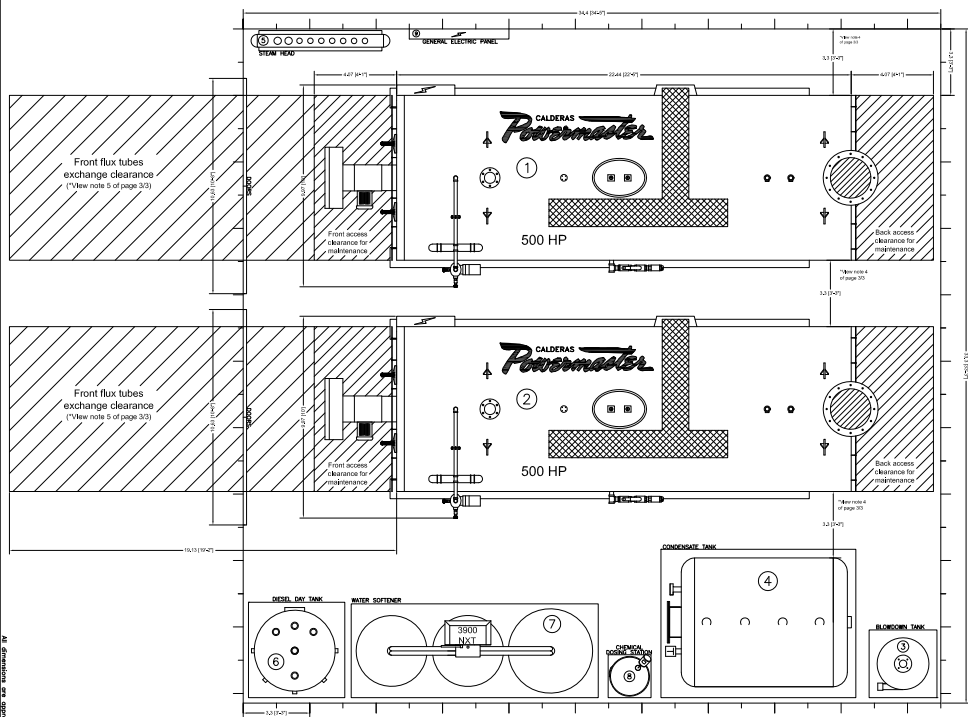
EQUIPMENTS FOR STEAM GENERATION

- ① Steam Powermaster Boiler WB-A2-3P 500 HP
- ② Blowdown Separator Tank TPG-600
- ③ Condensate Tank TCC-N500
- ④ Steam head *
- ⑤ Diesel day tank TT1-1200 CB
- ⑥ Water softener PW2x10F2900NXT/2
- ⑦ Chemical dosing station *
- ⑧ General electric panel *

Note: The LAYOUT shown here is typical. The geometry and minimum space required depends on the desired accommodation and purchased equipment. If you require a detailed LAYOUT of your budget, contact your dealer.

		* Check dimensions with your dealer Termodinámica Eólica S.A. de C.V. <small>Boiler design and construction in Mexico and Europe</small> Blvd. 3 de Julio, Col. Hacienda de Valle Leonaedilla, Municipio de Veracruz, Estado de Veracruz, C.P. 20000, T. 228 225 2488 FAX 228 225 2488	
		Powermaster WB-A2-3P 500 HP	
MODEL/NO. ft (ft-in)	PRICE 1 / 3	LAYOUT HEAVY OIL, LIGHT OIL, GAS, DUAL	FINANCE N/A
DRAWING BY ING. J. CHAPARRO	REVIEWED BY SALES DEPT.	MANUFACTURED BY ING. J. NOTHOLT	

POWER AND PROCESS EQUIPMENT COMPANY, INC. • 12400 WEST 25TH AVENUE • DENVER, COLORADO 80231



EQUIPMENTS FOR STEAM GENERATION

- ① Steam Powermaster Boiler WB-A2-3P 500 HP
- ② Steam Powermaster Boiler WB-A2-3P 500 HP
- ③ Blowdown Separator Tank TPG-600
- ④ Condensate Tank TCC-N1000
- ⑤ Steam head *
- ⑥ Diesel day tank TT1-1900 CB
- ⑦ Water softener PW2x30F3900NX/3
- ⑧ Chemical dosing station *
- ⑨ General electric panel *

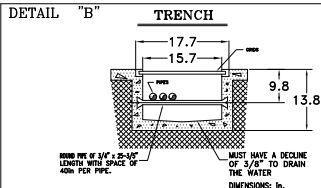
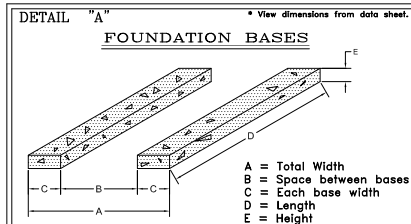
Note: The LAYOUT shown here is typical. The geometry and minimum space required depends on the desired accommodation and purchased equipment. If you require a detailed LAYOUT of your budget, contact your dealer.

		* Check dimensions with your dealer Termodinámica Elica S.A. de C.V. <small>Edif. 3 In. 1da. C.U. Hacienda de Valle Escobedo, Av. de la Industria, Estado de México, C.P. 56000, México</small>	
Powermaster WB-A2-3P 500 HP			
MODELS: ft (ft-in) 2 / 3	LAYOUT	FINISH: HEAVY OIL, LIGHT OIL, GAS, DUAL	PRICE: N/A
DRAWN BY: ING. J. CHAPARRO	REVISED BY:	SALES DEPT.	ING. J. NOTHOLT

GENERAL NOTES

1. Powermaster recommends to use foundation bases for the boilers. View detail "A"
2. The Powermaster boilers don't need be anchored to the floor.
3. The arrangement suggested here, can be modified to suit different geometries.
4. Powermaster recommends a distance between the pressure container and another equipment or wall of minimum 3.3 ft.
5. The space for flux tubes exchange clearance is requires only 1 time per year or less.
6. The save valves must be calibrated to the boiler design pressure.
7. Powermaster recommends to use black carbon steel pipes schedule 40 or 80 except the local norm applicable.
8. The water temperature in the receptor condensate tank have to be minimum 176°F.
9. The water softener equipment must to make up with filtered water. Check with the manufacturer the adequate pressure.
10. When steam is feed to condensate tank it must be feed to low pressure (Maximum 26 PSI) for reduce the noise.
11. It must to install a Barometric draft regulator when the height smokestack is greater than 26.2 ft. Powermaster recommend to install straight smokestacks and independently.
12. When it can't install independent smokestack, view detail "C".
13. It must to install a ground to the electric panel.
14. The download of safe valves must be with black carbon steel pipes schedule 40 and vent outdoor.
15. Install independent switch thermomagnetic for each boiler. Check with your dealer the capacity switch.
16. The safe valves numbers depends of size boiler. Please check with your dealer.
17. The boiler burner has to be feeded with filtered gas to constant pressure, it has to install an appropriate gas pressure regulator for the fluid and the required pressure (check with the manufacturer). The regulator has to be exclusively for the boiler burner and Powermaster recommend have a relief valve calibrated to the maximum permissible pressure (consult with the manufacturer).
18. In Diesel boilers must be install a return diesel line. The line have to be independent for each boiler and without accessories like valves, filters, etc.
19. The drain line of diesel tank must be send to hazardous waste container.
20. The vent of diesel day tank must be have with height that exceeding the maximum height of the principal diesel tanks.
21. All the equipments indicated in this LAYOUT must be install inside the ventilated machine room. The equipments must not be outdoor.
22. Powermaster recommend build trenches inside the machine room for a well distribution pipes. Suggested Trench (View detail "B").

All dimensions are approximate; for exact dimensions contact your dealer.



-USE LARGE DIAMETERS IN ELBOWS.
 -ACCOMPANY THE FLOW DIRECTION IN THE SMOKE PIPES.
 -USE BAROMETRIC DRAFT REGULATOR (O) FOR BOILER INSTALLED IN THE STRAIGHT TUBE.

		<small>* Check dimensions with your dealer</small>	
Calderas Powermaster		Termodinámica Enica S.A. de C.V. <small> Blvd. Diego Rivera Carretera del Valle Lengua Edif. 316 H-14, Col. Hacienda de Valle Escobedo, Avda. de Sanjuan, Estado de México, C.P. 50001. T. 52-55-222-1282 FAX 55-222-1282 </small>	
Powermaster WB-A2-3P 500 HP			
REQUERIDOS:	In	LAYOUT	FORNICE N/A
PRECIO:	3 / 3	HEAVY OIL, LIGHT OIL, GAS, DUAL	
REVISOR:	ING. J. CHAPARRO	REVISOR:	ING. J. NOTHOLT