

Powermaster Series WB-A2-3P

Three pass Wet-Back Steam Boilers



Boiler Data Sheet

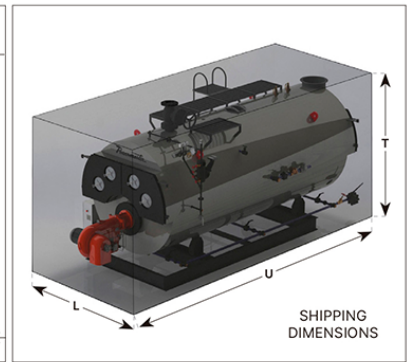


MODEL BHP

Maximum allowable working pressure 300 psig

NOMINAL CAPACITIES		300	350	400	500	600
Steam generation from and at 212 °F & 1 atm.	lb/hr	10,350	12,075	13,800	17,250	20,700
Heating Surface	SQFT	1,500	1,750	2,000	2,500	3,000
Boiler Output	MBH	10,043	11,717	13,391	16,738	20,086

FIRING RATE FOR BURNER SELECTION*						
No. 2 Oil - Diesel (140,000 BTU/gal)	gal/hr	89.7	104.6	119.6	149.4	179.3
Natural Gas (1,000 BTU/ft3)	ft3/hr	12,554	14,646	16,738	20,923	25,107
LP Gas (91,500 BTU/gal)	gal/hr	137.2	160.1	182.9	228.7	274.4
Heavy Oil (150,000 BTU/gal)	gal/hr	83.7	97.6	111.6	139.5	167.4

WEIGHTS						
Empty Boiler	lb	41,541	46,723	53,065	60,672	75,208
Flooded Boiler	lb	64,747	73,950	83,478	95,561	117,857



DIMENSIONS		300	350	400	500	600
T	Boiler Length	ft 17.75	20.34	20.93	22.44	23.85
J	Base Length	ft 14.14	18.11	18.60	20.05	21.52
K	Burner Length (estimated) **	ft 3.64	5.41	5.25	5.38	5.38
L	Total Width	ft 9.25	9.25	9.65	9.97	10.50
M	Limit Width***	ft 8.07	8.07	8.46	8.79	9.32
N	Base Width	ft 7.41	7.41	7.81	8.14	8.66
O	Total Height (to steam outlet)	ft 8.92	8.92	9.51	9.88	10.37
P	Back access clearance for maintenance	ft 3.71	3.71	3.90	4.07	4.33
Q	Front access clearance for maintenance	ft 3.71	3.71	3.90	4.07	4.33
R	Front flux tubes exchange clearance	ft 14.93	17.52	17.68	19.13	20.54
S	Smoke stack center to back of boiler	ft 0.23	0.16	0.16	0.16	0.10
T	Shipping height	ft 9.45	9.45	10.01	10.37	10.86
U	Estimated shipping length (includes burner)	ft 22.18	26.61	27.10	28.81	30.38

CONNECTIONS						
Smoke Stack Diameter	in	20	20	22	24	26
Main steam outlet diameter	in	4	4	6	6	6
Boiler feedwater diameter	in	2	2	2	2	2
Bottom blowdown diameter	in	1	1	1 1/4	1 1/4	1 1/4
Level Control blowdown diameter	in	1	1	1	1	1
Surface blowdown diameter	in	1	1	1	1	1

FOUNDATION BASES						
Total width of base	ft	8.14	8.14	8.53	8.86	9.38
Distance between bases	ft	6.17	6.17	6.56	6.89	7.41
Width of each bases	ft	0.98	0.98	0.98	0.98	0.98
Length of bases	ft	14.80	18.77	19.26	20.70	22.18
Height of bases	ft	0.66	0.66	0.66	0.66	0.66

* The actual firing rate depends on fuel quality, burner selection and adjustment, combustion controls, operating pressure, etc. For an estimated calculation of a operating pressure, etc. For an estimated calculation of a specific configuration contact your Powermaster salesman.

** Dimensions varies based on burner selection.

*** Width for freight clearance.

Date: NOV 11, 2022

Creator: SZ

Revision: LN

Powermaster Boilers reserves the right to make modifications to this sheet without notice. All dimensions are approximate and indicative only.

Powermaster LLC
24527 Gosling Rd J101, Spring, TX 77389, T. +1 346 382 2407

www.powermasterboiler.com